



 **Pollmeier**

Pollmeier grading Beech

Pollmeier beech.

Our pre-sanding is your assurance.

With traditional suppliers, you often only discover hidden faults after processing – when it's already too late.

At Pollmeier, we supply pre-sanded wood. This allows you to take a »deep look« into our lumber – literally – and can make a precise sorting judgement on quality.

Your advantages

- pre-sanding for perfect quality control
- pre-grading for less waste
- more efficient machining cycles for lower labour costs
- Pre-sorted* or fixed widths* on request






The optimal quality for every application – graded for you

Both faces / high demands	<ul style="list-style-type: none">• mouldings• staircases• solid wood boards• furniture / kitchen furniture• parquetry / floors• distributor	Superior 04-05 1
		Cabinet 06-07 2
		Custom Shop 08-09 3
One Face / high demands	<ul style="list-style-type: none">• staircases / wall strings / steps with one visible face• tabletops / worktops / door edge bands / door frames / solid wood boards solely one face visible• baseboards• floors• distributor	Superior 1 Face 10-11 4
		Cabinet / Custom Shop 1 Face 12-13 5
Redheart	<p>Wood products that require colour:</p> <ul style="list-style-type: none">• floors natural (incl. red heart)• beech heartwood furniture• tabletops• distributor	Superior Colour Redheart 14-15 6
		Colour Redheart 16-17 7
without colour demands	<p>Hidden or overpainted wood parts:</p> <ul style="list-style-type: none">• painted mouldings• carcass assemblies• dowels / round rods• other wood products without colour demands• distributor	Superior Colour 18-19 8
		Colour 20-21 9
Pollmeier special services	<ul style="list-style-type: none">• sorted to widths• ripped to widths	Pollmeier special services 22-23 10

Face



The top quality from Pollmeier.

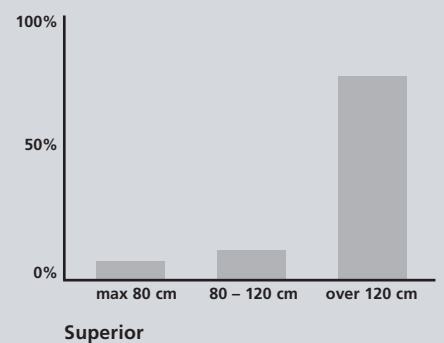
The dominant features of this top quality are its high yield and minimised processing times.

Superior should be used when the demand is for predominantly long working lengths.

Typical applications


- **mouldings**
- **furniture elements**
of predominantly long lengths
- **solid wood boards**
continuous laminates of
predominantly long lengths
- **staircases**
outer strings, handrails
- **cabinet doors**
- **drawer fronts**

Average percentage of clean working lengths




For thicknesses, lengths, widths see back

Back



1



Superior / mouldings
Tilo Massivholz GmbH, Austria



Superior / furniture elements
Lipsewers, Germany
(framed doors)



Superior / distributor
L. P. Rollé, Netherlands

Face



For thicknesses, lengths, widths see back

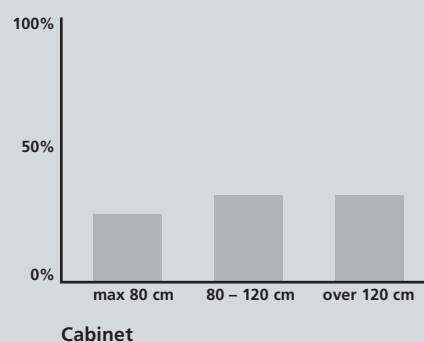
High-quality timber for a well-balanced mix in all working lengths.

Cabinet is not to be underrated: the price-performance ratio is extraordinary. When the demand is for a well-balanced mix of long and medium lengths, this is the first choice.

Typical applications


- **solid wood boards**
continuous and
finger-jointed laminates
- **furniture elements**
medium-sized and long lengths
- **steps**
- **cabinet doors**
- **face frames**
- **drawer fronts**
- **drawer sides**

Average percentage of clean working lengths



Cabinet


Back



Cabinet / kitchen furniture
Puustelli Group Oy, Finland



Cabinet / furniture, furniture elements



Cabinet / stairs
Filius, Poland
(stair panels, handrails, cheeks)

Face



**Timber of medium quality.
Predominantly short and medium
working lengths.**

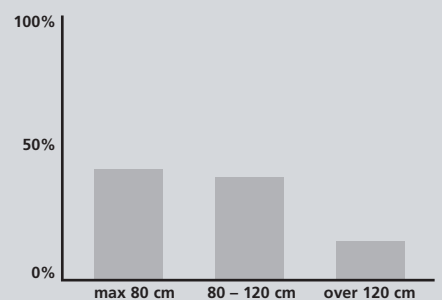
Custom Shop is an interesting assortment for processors who can use not only long and medium lengths, but also the short ends produced when defects are cut out.

Custom Shop is equally suitable for applications that also accept knots and other wood characteristics.

Typical applications

- **solid wood boards**
continuous and
finger-jointed laminates
- **parquetry / floors**
- **furniture elements** and other
**medium-sized and smaller
wood products**
- **cabinet components**

Average percentage
of clean working lengths



Custom Shop

For thicknesses, lengths, widths see back

Back




Custom Shop / panels
Pollmeier Leimholz GmbH, Germany



**Custom Shop /
medium-sized and smaller
wood products**

Face



For thicknesses, lengths, widths see back

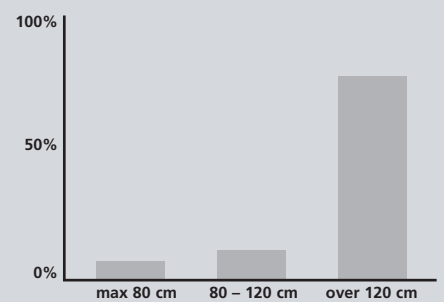
Top quality for single face applications in long lengths.

Superior 1 Face presents a top face of the Superior category. Its one face returns a very high yield, particularly in long lengths. No demands are placed on the back.

Typical applications

- **floor boards**
- **staircases**
wall strings,
steps with one visible face
- **tabletops**
- **door edge bands / door frames**
- **baseboards**
- **applications** with high quality demands on the top face

Average percentage of clean working lengths for single face applications




Superior 1 Face



superior 1 face

Back



Superior 1 Face / furniture
J. Moreira da Silva & Filhos S.A., Portugal
(table frames)



Superior 1 Face / flooring
Pollmeier Leimholz GmbH, Germany
(floorboards, Select Quality)



Superior 1 Face / baseboards

Face



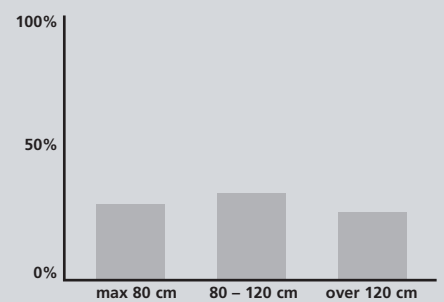
Single face applications that accept knots and wood characteristics.

Cabinet/Custom Shop 1 Face is of good to medium quality. No demands are placed on the back.

Typical applications

- floors
- solid wood boards
solely one face visible
- tabletops / worktops
- furniture elements and other
medium-sized and smaller
wood products
- chair frames
- carcass assemblies

Average percentage of clean working lengths for single face applications




Cabinet / Custom Shop 1 Face

For thicknesses, lengths, widths see back



cabinet / custom shop 1 face

Back



Cabinet / Custom Shop 1 Face
wooden toys



Cabinet / Custom Shop 1 Face
flooring
Pollmeier Leimholz GmbH, Germany
(floorboards, Country Quality)

5

Face



For thicknesses, lengths, widths see back

Superior Colour Redheart – when colour is required

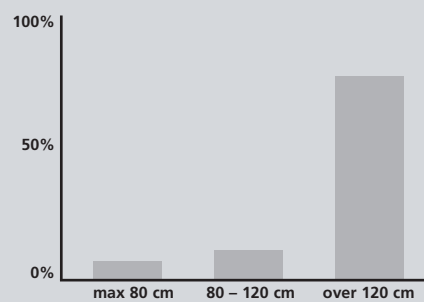
A top quality grade with a defined minimum share of redheart. The perfect assortment for face applications with predominantly long working lengths

Typical applications

Wood products requiring colour,
e.g.

- beech heartwood furniture
- tables
- floors (natural)

Average percentage
of clean working lengths
for applications
without colour demands



Superior Colour Redheart

Back



Superior Colour Redheart / furniture
Möbelwerke Decker GmbH, Germany



Superior Colour Redheart / furniture
MB Classico, Czech Republic

Face



For thicknesses, lengths, widths see back

Colour Redheart – the low-price alternative

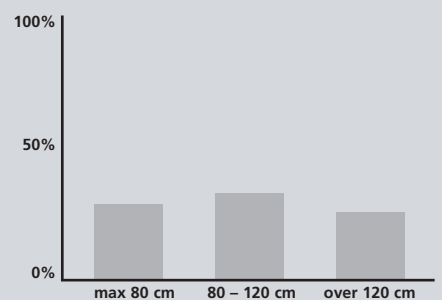
Economical quality with a defined minimum share of redheart. Ideal for face applications with medium and short working lengths.

Typical applications

Wood products requiring colour,
e.g.


- beech heartwood furniture
- tables
- floors (natural)

Average percentage
of clean working lengths
for applications
without colour demands



Colour Redheart

Back




Colour Redheart / furniture
Möbelwerke Decker GmbH, Germany



Colour Redheart / floors (natural)

Face



For thicknesses, lengths, widths see back

The top quality without colour demands.

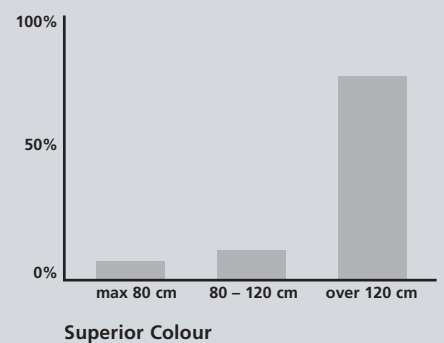
Superior Colour corresponds to the Superior category – colour variants are also allowed. High-quality wood for applications which require or accept colour (e.g. red heart).

Superior Colour should be used when the demand is for predominantly long lengths.


Typical applications

- **hidden or overpainted wood parts in long lengths**
with high demands on wood quality
- **mouldings**
- **carcass assemblies**


Average percentage of clean working lengths for applications without colour demands



Back



Superior Colour / mouldings
Franz Schmidt GmbH & Co. KG, Germany



Superior Colour / doors
Piktura Holzbearbeitung GmbH, Germany
(edge bands, surface hinges)

Face



For thicknesses, lengths, widths see back

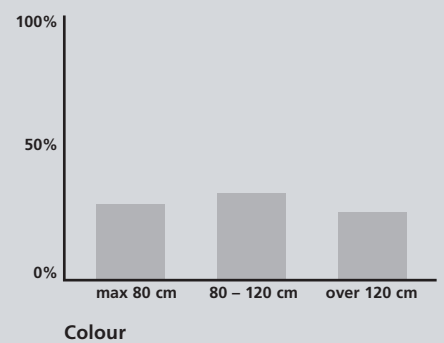
The economical quality without colour demands.

Colour exhibits good to medium wood quality with variant colours (red heart, etc.) and corresponds to the Cabinet and Custom Shop categories, but without consideration to colour quality.

Typical applications

- **hidden or painted products**
or other wood products
without colour demands
- **carcass assemblies**
medium lengths
- **dowels / round rods**

Average percentage of clean working lengths for applications without colour demands



Back



Colour / upholstery frames
Kurt Junghans Polstergestell GmbH,
Germany



Colour / dowels, round rods
Neumaier, Dübel & Rundstabfabrik,
Germany



Colour / carcass assemblies
Vogtländische Möbelindustrie GmbH,
Germany (latticework)

Our special service – Fixed widths



Width range I: 100–124 mm



Width range II: 125–149 mm



Width range III: 150–174 mm



Width range IV: 175–199 mm



Width range V: 200–224 mm



Width range VI: wider than 225 mm

1. Sorted to widths

We pre-sort into six different width ranges – board by board. You choose the optimal width spectrum – matched to your production requirements.

Quality	Superior
Lengths	2,45 m / 3,05 m / 3,35 m Other lengths on request
Thicknesses	26 mm / (23,8 mm) 32 mm / (29,5 mm) 38 mm / (36,0 mm) 52 mm / (48,5 mm)
Width range I	100–124 mm
Width range II	125–149 mm
Width range III	150–174 mm
Width range IV	175–199 mm
Width range V	200–224 mm
Width range VI	wider than 225 mm

Production on request

Conventional sawn timber is delivered in random widths.
This means for you:

1. Extra work

Each board has to be measured and assorted according to your cutting requirements.

2. Loss of yield

Residual widths you often cannot use are left over, especially when your production is based on only a few combination widths.



Optimize your cutting –

reduced loss of yield and production time. Also in your production you can experience significant cost savings.

2. Ripped to widths

The last step before the final product – precise trimming by Pollmeier.

Quality	Superior
Lengths	2,45 m / 3,05 m / 3,35 m Other lengths on request
Thicknesses	26 mm / (23,8 mm) 32 mm / (29,5 mm) 38 mm / (36,0 mm) 52 mm / (48,5 mm)
Widths	Widths from 40 to 220 mm in 5 mm intervals

Production on request



Pollmeier grading

Choose from our extensive range of qualities, thicknesses, lengths, and widths – produced in accordance with the Pollmeier standard.

Thicknesses	Lengths	Widths	Pollmeier standard
Design (surfaced) size KD • 23 mm / 3/4" (20 mm) • 26 mm / 4/4" (23.8 mm) • 32 mm / 5/4" (29.5 mm) • 38 mm / 6/4" (36 mm) • 46 mm / 7/4" (43 mm) • 52 mm / 8/4" (48.5 mm) • 65 mm / 10/4" (63 mm) • 78 mm / 12/4" (74.5 mm) Size consistency approx. 0.3 mm / 0.012"	• 1.85 m / 6' • 2.15 m / 7' • 2.45 m / 8' • 2.75 m / 9' • 3.05 m / 10' • 3.35 m / 11' approx. 2–3 cm / 1.5–2" oversize	• widths 4" wider Pollmeier special services Fixed widths • sorted to widths (six width ranges) • ripped to widths Further information on pages 22 / 23	• edged and trimmed • lightly steamed • both faces surfaced then boards graded according to strict American NHLA criteria • dried carefully to approx. 7–9% moisture content

Lengths (plus 2–3 cm / 1.5–2")	Thicknesses /							
	23 mm, 3/4" 20 mm sanded 36 grit	26 mm, 4/4" 23.8 mm sanded 36 grit	32 mm, 5/4" 29.5 mm sanded 36 grit	38 mm, 6/4" 36 mm sanded 36 grit	46 mm, 7/4" 43 mm sanded 36 grit	52 mm, 8/4" 48.5 mm sanded 36 grit	65 mm, 10/4" 63 mm sanded 36 grit	78 mm, 12/4" 74.5 mm sanded 36 grit
1.85 m / 6'	●	●	●	●	●	●	●	●
2.15 m / 7'	●	●	●	●	●	●	●	●
2.45 m / 8'	●	●	●	●	●	●	●	●
2.75 m / 9'	●	●	●	●	●	●	●	●
3.05 m / 10'	●	●	●	●	●	●	●	●
3.35 m / 11'	●	●	●	●	●	●	●	●

● From stock when available.

Our products are available from: